



Instructions for Use

REF Robotic Stirrup Dolly 800-0074-R

INTENDED USE

Intended use is to store components of our Great White Robotic Stirrups. The intended users of this device are medical professionals within hospitals and surgery centers.

INSTRUCTIONS

1. Position stirrup mounting blade as shown. If mounting blade doesn't face down as shown, squeeze trigger on handle and it will automatically position itself.
2. Insert blade completely into blocks mounted on dolly
3. Locate left and right stirrup by label on bottom of boot
4. Use hook and loop fastener straps provided on dolly to wrap around stirrups and fasten down



COMPONENT OVERVIEW

Robotic Stirrup Dolly is a storage cart used to store components of our Great White Robotic Stirrups.

GENERAL SPECIFICATIONS

Device Dimensions (maximum)

- Length: 27" +/- 0.5" (69 cm +/- 1 cm)
- Width: 12" +/- 0.5" (31 cm +/- 1 cm)
- Height: 38" +/- 0.5" (97 cm +/- 1 cm)
- Device Weight: 28 +/- 0.5 lbs. (12.7 +/- .22 kg)
- Fully Assembled

GENERAL INFORMATION

- Product not made with Natural Rubber Latex
- Product warranty covers product from manufacturing defects for period of 2 years

- *CE marked medical device according to MDR (EU) 2017/745*
- *Product is maintenance-free, check product condition before next use*
- *Life of device is 5 years under normal use*
- *Store device between -4°F to +86°F (-20°C to 30°C)*

DISPOSAL

- **General** - *Prevent infection by cleaning and disinfecting product before disposal*
- **Packaging** - *Dispose packaging material via household waste according to national requirements*
- *SchureMed accepts back used or retired products - or dispose of product in accordance with national requirements*



PRODUCT USE WARNINGS

WARNING!

Hazard resulting from incorrect use. Be absolutely sure to follow Instructions for Use when operating dolly.



WARNING! *Do not reuse device if there are obvious signs of damage or functional issues. Consult manufacturer before reusing.*

CLEANING & DISINFECTING












Spray and wipe clean with hospital approved disinfectant. No sterilization.

USER NOTICE

Any serious incident that has occurred in relation to the device should be reported to the manufacturer and the competent authority of the Member State in which the user and/or patient is established.

UDI Basic UDI-DI: 081001460F0006DU


Symbol Glossary

Symbol	Title	Symbol Description
	Manufacturer	Indicates the medical device manufacturer.
	Authorized Representative in the European Community	Indicates the authorized representative in the european community.
	Use-by Date	Indicates the date after which the medical device is not to be used.
	Batch Code	Indicates the manufacturer's batch code so that the batch or lot can be identified.
	Catalogue or Item Number	Indicates the manufacturer's catalogue or item number so that the medical device can be identified.
	Serial Number	Indicates the manufacturer's serial number so that a specific medical device can be identified.
	Caution	To indicate that caution is necessary when operating the device or control close to where the symbol is placed, or to indicate that the current situation needs operator awareness or operator action in order to avoid undesirable consequences.
	Medical Device	Indicates the item is a medical device.
	Unique Device Identifier	Indicates a barcode as containing unique device identifier information.
	CE Marking	European Conformity.
	Single Patient Use	Indicates the item is a single patient use medical device.



Manufacturer
SchureMed (081001460)



 **Authorized Representative**
Emergo Europe, Prinsessegracht 20, 2514 AP The Hague, The Netherlands