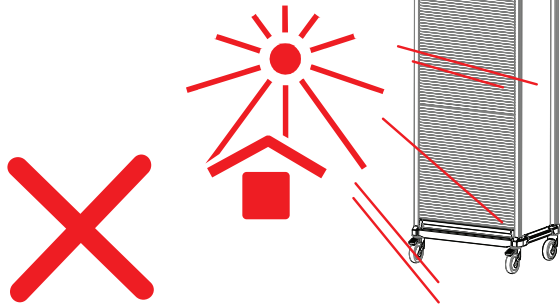


ATTENTION FOR SAFETY

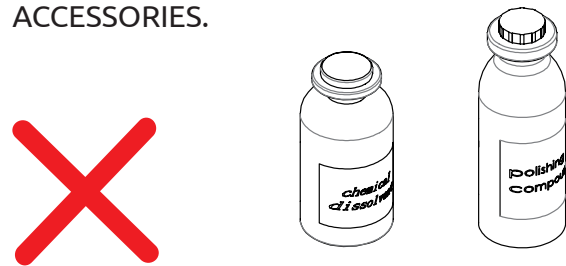


1. Do not have more than one drawer open at a time.
2. Move the cart carefully to avoid it tipping over.
3. Pay Attention to the direction when pushing the cart.
4. Beware of objects in front of the cart when moving it.
5. Do not use the cart on stairs
6. Do not force the cart to turn when the caster brake is locked
7. Pushing the cart from the back may cause the cart or objects in the cart to tip over.
8. Do not move the cart when any drawers are open.
9. Do not move the cart by pushing or pulling accessories/parts.
10. Do not move the cart without unlocking the caster brakes.
11. Attention! Remember to lock the caster brakes when you stop/park the cart
12. Attention! Remember to tighten screws when you set up parts and accessories
13. Do not overload the top of the cart.
14. Do not overload the top of the drawers.
15. Attention! Always close/lock drawers
16. Do not park the cart on the ramp
17. Attention! park the cart on flat
18. Do not lean against any open drawers
19. Do not use excessive force to open the drawers
20. Do not strike the cart with other objects
21. Do not pour cleaning liquid or hot liquid directly into the drawers.

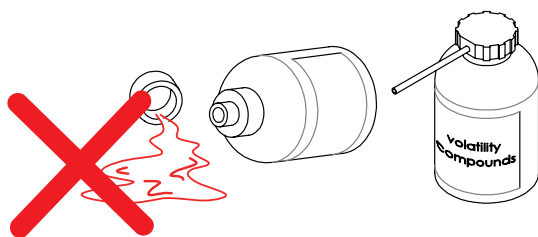
KEEP THE SUNLIGHT OFF FROM THE CART AND ACCESSORIES.




KEEP VOLATILE COMPOUNDS, PESTICIDE, STYLING PULVERIZER OFF FROM THE CART AND ACCESSORIES.



KEEP THE CHEMICAL DISSOLVENT OR MENSTRUUM & POLISHING COMPOUND OFF FROM THE CART AND ACCESSORIES.



DO NOT USE A SCRUBBING BRUSH TO SCRAPE OR POLISH THE CART.



CLEANING GUIDE

- Clean using warm water & neutral detergent on a disposable cloth.
- Cleaning can be performed with the most common detergents & disinfectants on the market.
- Avoid the usage of concentrated bleach, synthetic detergents, solvents, wax polishes or aerosol sprays.
- Disinfect – with Chlorine (NaDCC) Disinfectant.
- Do not use Phenol-based disinfectants, e.g., cresol.
- Do not saturate to avoid accelerated corrosion – use a damp cloth only.
- Continued wet or humidity could result in staining or corrosion!
- Dry with a lint-free cloth after wiping with clean water.
- No rubbing with scratching clothes or tools.
- **Do not wash in automatic washing machine!**

