

# MAX Series

C-arm Table by Surgical Tables, Inc



Easy c-arm access

500 lb weight capacity

2" patient comfort pad

Light weight and easy to move

24" wide top

Made in the USA

## Standard Accessories:

Hand Control



Patient Straps



# Optional Accessories



Standard Side Rails



Paper Roll



Foot Control

\*Streamline 1, 2, & 3 require upgrade to use both hand and foot controls simultaneously



Modular Side Rails



Surgical Arm Boards

\*Require side rails



Procedural Arm Boards

# Configurations/Specifications

## MAX-ERCP Series

### MAX4-ERCP

Height 30"-40"  
Lateral Tilt 17°  
Trendelenberg 13°  
Longitudinal Travel 16"

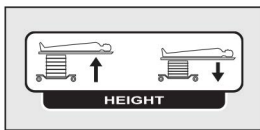
### MAX5-ERCP

Height 33.5"-43.5"  
Lateral Tilt 17°  
Trendelenberg 13°  
Longitudinal Travel 16"  
Lateral Travel 10"

## Standard MAX Series

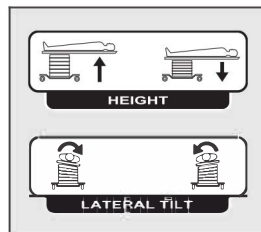
### MAX 1

Height 28"-38"



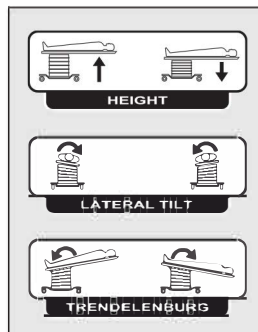
### MAX 2

Height 28"-38"



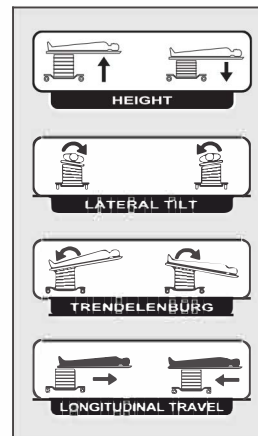
### MAX 3

Height 28"-38"



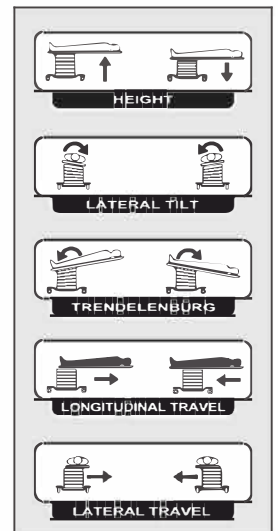
### MAX 4

Height 30"-40"



### MAX 5

Height 33.5"-43.5"



500 lb weight limit  
Tabletop: 84"L x 24"W  
120V/60Hz or 230V/50Hz  
5" Locking Swivel Castors  
2" Thick Mattress  
Lateral Tilt: 17°  
Trendelenberg: 13°  
Longitudinal Travel 10"  
Lateral Travel: 10"  
Table Dimensions: 86"L x 26"W