

BT Series

Bariatric C-arm Table
by Surgical Tables, Inc



- Easy c-arm access
- 1,000 lb weight capacity
- 2" patient comfort pad
- Light weight and easy to move
- 24" wide top
- Made in the USA

Standard Accessories:

Hand Control



Patient Straps



Standard Side Rails



Optional Accessories



Modular Side Rails




Paper Roll



Surgical Arm Boards

*Require side rails




Foot Control



Configurations/Specifications


BT 3

Height 29"-37"




BT 4

Height 31"-39"



BT 5

Height 35"-43"



1,000 lb weight limit
 Tabletop: 84"L x 27"W
 120V/60Hz or 230V/50Hz
 5" Locking Swivel Casters
 2" Thick Mattress
 Lateral Tilt: 17°
 Trendelenberg: 12°
 Longitudinal Travel 16"
 Lateral Travel: 10"
 Table Dimensions: 86"L x 29"W