

PIG Surgical Floor Skimmer

Unique shape and revolutionary design help keep your O.R. floors dry and safe!

Features / Benefits:

- **Shaped for efficiency** — cloverleaf shape directs liquids into the suction channel for maximum performance
- **High-absorbency wicking pad** — proprietary bottom wicking pad removes 60 liters per hour
- **Top fluid collection channel** — liquid running off the drapes can be easily collected from above and channeled to the wicking pad without ever hitting the floor
- **Low-profile design** — it's so thin, the surgeon will never know it's there
- **Easy-slide floor pad** — easily reposition or sweep across the floor to capture liquids no matter where they go
- **Silent suction** — helps keep the operating room quiet
- **12-foot suction tubing** — long tubing length allows access to all areas around the O.R. table (included with HC200)
- **Patent-pending design**

NOTE: PIG Surgical Floor Skimmers are designed for one-time use. Please dispose of properly.

PIG™ Surgical Floor Skimmer

Item #	Description
HC200	10 Skimmers w/tubing
HC201	20 Skimmers



9" x 9" Footprint



Bottom Wicking Pad

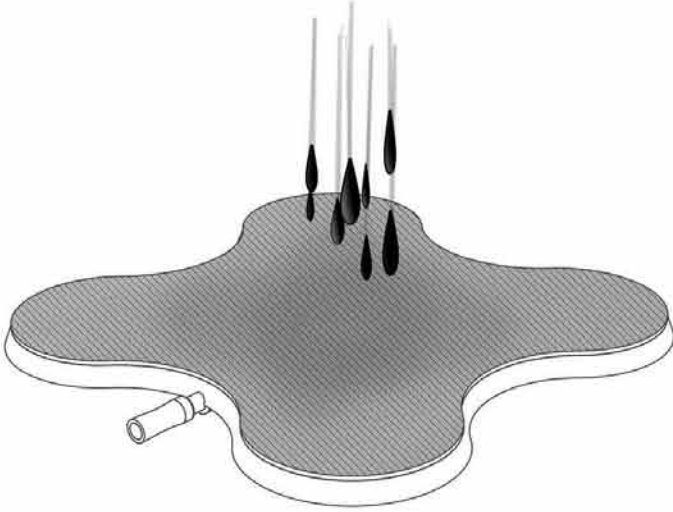


New Pig

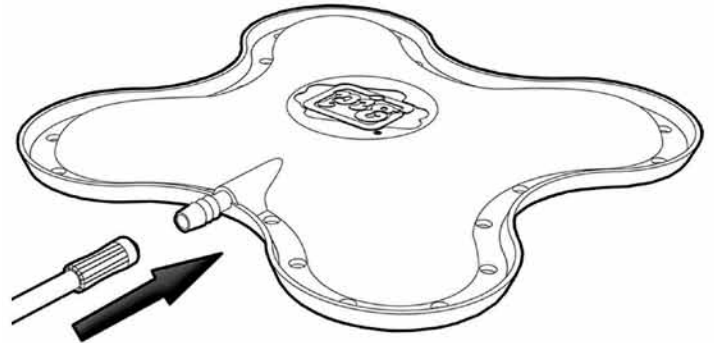
Flip over for instructions >

HOW TO USE

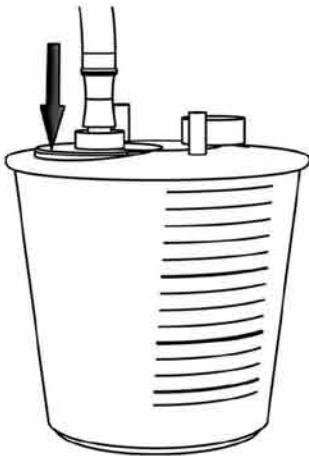
PIG Surgical Floor Skimmer



- 1.** Wet entire surface of bottom pad before use.



- 2.** Securely attach either end of suction tubing to barb fitting.



- 3.** Securely connect the other end of tubing to your fluid collection canister. Turn on your vacuum source when ready.



- 4.** Place skimmer wherever fluids are puddling — before, during or after a procedure.

NOTE: PIG Surgical Floor Skimmers are designed for one-time use. Please dispose of properly.



New Pig

[Flip over for product details >](#)