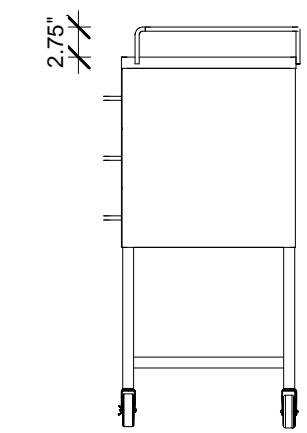


1 Top  
3/4" = 1'-0"

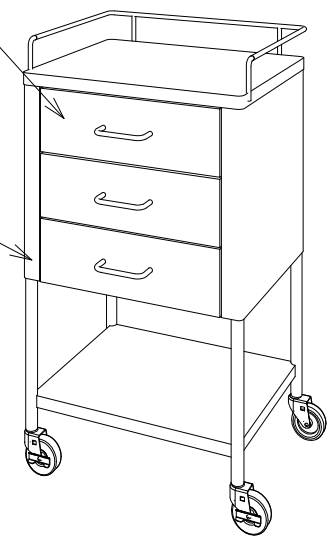
2 Front  
3/4" = 1'-0"

INNER DRAWER DIMENSIONS  
14-1/2"W x 13-3/4"L x 3-3/4"D

1" Rd S/S TUBING  
LEGS



3 Right  
3/4" = 1'-0"



4 3D View 1


(4) 3" DIAMETER  
SWIVEL CASTERS  
(2) W/BRAKES

ALL 304 S/S CONSTRUCTION

PO#: \_\_\_\_\_ DATE: \_\_\_\_\_

APPROVAL: \_\_\_\_\_

TITLE: \_\_\_\_\_



DRAWN	NAME	DATE
	JG	7-20-12

ENG APPR. \_\_\_\_\_

MATERIAL \_\_\_\_\_

PROPRIETARY AND CONFIDENTIAL  
THE INFORMATION CONTAINED IN THIS  
DRAWING IS THE SOLE PROPERTY OF  
BLICKMAN HEALTH INDUSTRIES. ANY  
REPRODUCTION IN PART OR AS A WHOLE  
WITHOUT THE WRITTEN PERMISSION OF  
BLICKMAN HEALTH INDUSTRIES IS PROHIBITED.

UNLESS OTHERWISE SPECIFIED:  
DIMENSIONS ARE IN INCHES  
BEND RADIUS = MTL THK.

TOLERANCES:  
FRACTION: ± 1/32"  
DECIMAL: ± .031"

FINISH \_\_\_\_\_

APPRX WEIGHT = lbs \_\_\_\_\_

DO NOT SCALE DRAWING

BLICKMAN, INC  
CLIFTON, NJ

TITLE: ANESTHESIA TABLE  
  
SATURN 7857SS

SIZE	DWG. NO.	REV
A	0237857000	

SCALE: 1:16	SHEET 1 OF 1
-------------	--------------